



## SUBMITTAL DATA SHEET

Job Name:		Contractor:	
Location:		Distributor:	
Engineer:		Date:	
Submitted To:		Model No:	<b>ES50LVS</b>
Schedule ID:			

Ecosmart Air Specifications	ES50LVS
BTUH Heating @ 180°F E.W.T	61,590
BTUH Heating @ 160°F E.W.T	50,220
BTUH Heating @ 140°F E.W.T	38,890
BTUH Heating @ 120°F E.W.T	27,620
Piping Connections Copper (in)	1/2
DX Cooling Capacity (tons)	1 to 2
CFM @ 0.5" E.S.P.	830
Supply Voltage	120/1/60
GPM Flow Rating	4
Cabinet Size W x D x H (in)	14 x 21 x 29
Supply Air Opening W x D (in)	11.8 x 17.8
Side Return Air Opening W x H (in)	18.3 x 14.3
Recommended Filter Size H x D (in)	16 x 20
Shipping Weight (lb)	85
Shipping Dimensions W x D x H (in)	15 x 24 x 30.5
HP (fan)	1/3
FLA (amps)	6.1
MCA (amps)	7.1
MOP (amps)	15

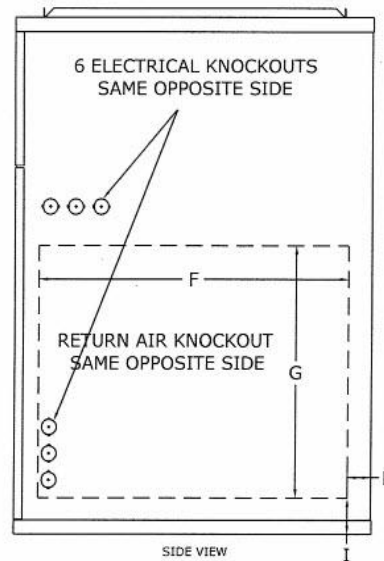
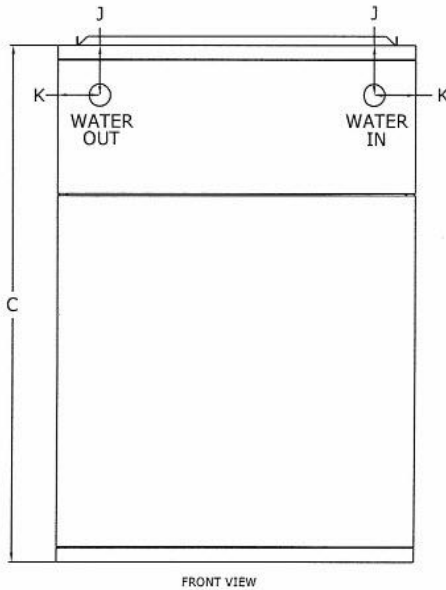
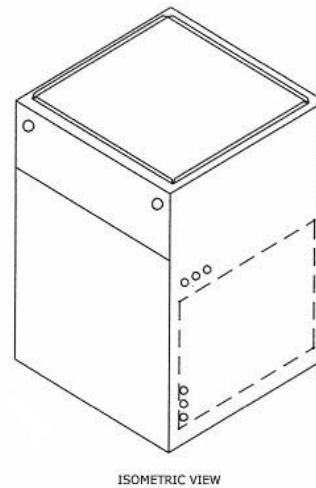
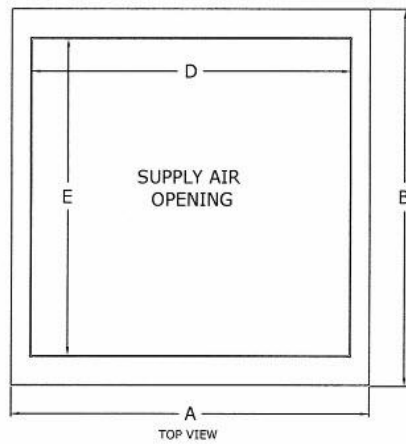
\* Adjust cooling CFM to match condenser requirements

### Features

**High Efficiency Air Handler, 3 Stage or Single Stage Heating, Single or 2 Stage Cooling, Multi Position Installation, Hydronic Heating and DX cooling Applications, Constant Torque ECM, Independent Heating and Cooling CFM Adjustment, Low Continuous Fan, DHW Priority Option, Dry Contacts and Switched 24V, Easy installation and Servicing, Bottom or Side Return, Compact Size, Front or Rear Piping Connections, Comprehensive Warranty.**



PHYSICAL DATA - INCHES											
Model	Overall Dimensions			Supply Opening		Side Return				Piping Location	
	W x D x H			W x D		F	G	H	I	J	K
	A	B	C	D	E						
ES50LVS	14	21	29	11.8	17.8	18.3	14.3	1.4	2	2.8	2.4
ES90LVS	21	21	29	18.8	17.8	18.3	14.3	1.4	2	2.8	2.4



ES50 Bottom Return Opening Knock Out 12" x 18"  
 ES90 Bottom Return Opening Knock Out 19" x 18"